

Minnetonka Moccasins

Men's Sizes

UK 5 – 12 / EU 39 – 46

1 Print off the size you think you need.

2 Sitting down, with your weight off your feet, put the print on the floor and place your foot on the print as shown, making sure the bottom of your heel is lined up with the heel of the print.

3 For Adult sizes, make sure there is at least a 10mm gap between the end of your longest toe and the end of the Shoesize Print. For Children's and Infants' you want around 8mm difference.



4 Now look at the width. Your foot, at it's widest part, should be just over or in line with the Footsize Print. If your foot is inside the print the moccasin will be too wide.

Because the sole and the upper of a moccasin are all one piece of leather, they should fit snugly when new. The leather or suede will quickly stretch and mould itself to your foot, giving you a great fit.


If your foot measures to a half size, you **MUST** check that the style you want is available in half sizes. If it is not, you should choose the nearest whole size up. (E.g. if you measure a 7.5 but no half size is available in that style, choose an 8). Not all styles are available in the same size range.

Please note, formed or hard shoes are not fitted in this way and using this sizing method for ordinary shoes is not recommended.

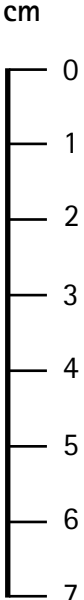
Remember, always order your moccasins in UK or EU sizes.

Our Footsize Prints are designed to help you decide on the right size. As feet come in so many shapes and sizes we cannot guarantee that using them will always result in a perfect fit.


Men's
UK 5
EU 39



If this measures 7cm the footprint is the right size




Men's	
UK	5.5
EU	39.5



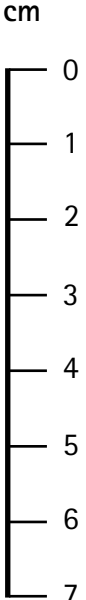
If this measures 7cm the footprint is the right size




Men's
UK 6
EU 40



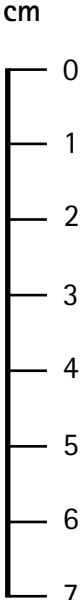
If this measures 7cm the footprint is the right size




Men's	
UK	6.6
EU	40.5



If this measures 7cm the footprint is the right size



Men's
UK 7
EU 41



If this measures 7cm the footprint is the right size

cm

0

1

2

3


4

5

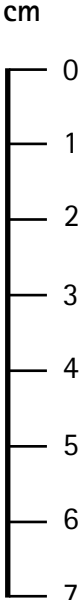
6

7


Men's	
UK	7.7
EU	41.5



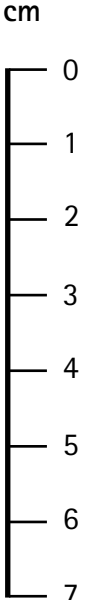
If this measures 7cm the footprint is the right size




Men's
UK 8
EU 42



If this measures 7cm the footprint is the right size



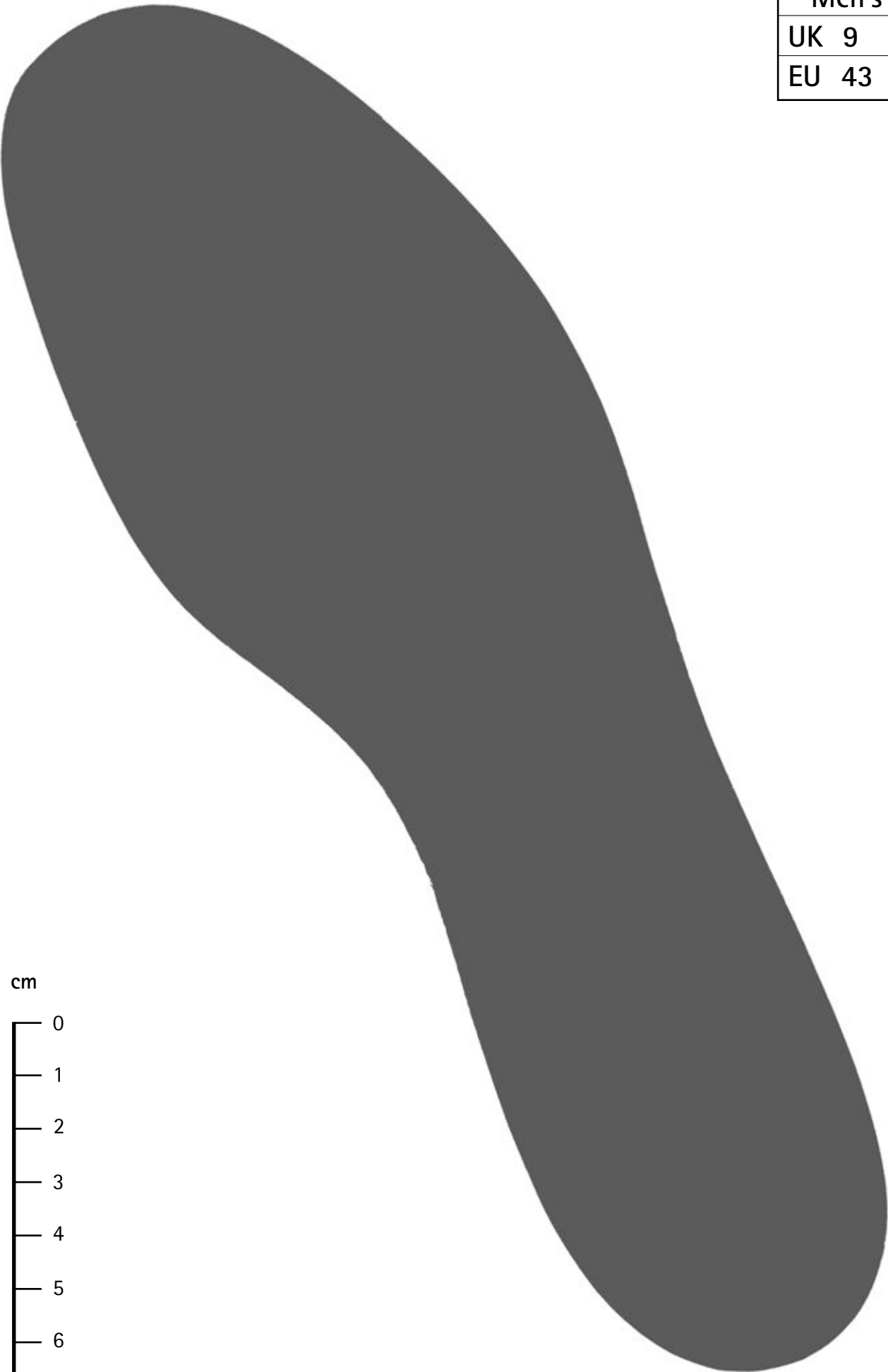
Men's	
UK	8.8
EU	42.5



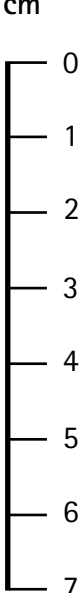
If this measures 7cm the footprint is the right size



Men's
UK 9
EU 43


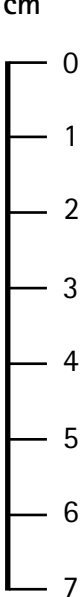


If this measures 7cm the footprint is the right size




Men's	
UK	9.9
EU	43.5

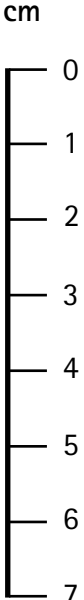
If this measures 7cm the footprint is the right size




Men's	
UK	10
EU	44



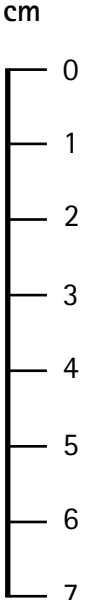
If this measures 7cm the footprint is the right size



Men's	
UK	10.5
EU	44.5


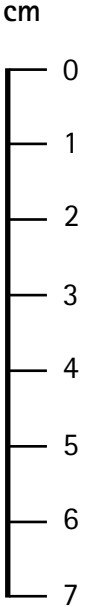


If this measures 7cm the footprint is the right size




Men's
UK 11
EU 45

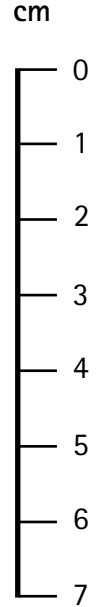
If this measures 7cm the footprint is the right size




Men's	
UK	11.5
EU	45.5



If this measures 7cm the footprint is the right size





Men's	
UK	12
EU	46

If this measures 7cm the footprint is the right size

